



# 2023-2024



CROWLEY INDEPENDENT SCHOOL DISTRICT

## Crowley Montessori Academy Comprehensive Accountability System

Metrics that Matter to our Community

DISTRICT-ASSIGNED **TBD**  
SCHOOL QUALITY RATING

### 2023-2024 ACADEMICS

#### 3RD GRADE MATH

Approaches	Meets	Masters
68%	41%	9%

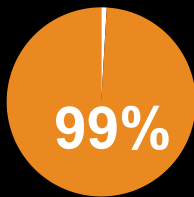
#### 3RD GRADE READING

Approaches	Meets	Masters
77%	41%	9%

TEA Rating: TBD  
Baseline Year 2023

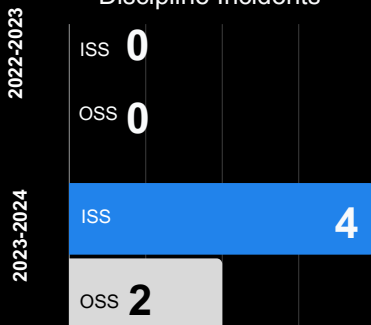
### Positive Student BEHAVIOR **5**

★ (Board Goal)  
% of students with no OSS



### Student DISCIPLINE

Discipline Incidents



In school suspension Out of school suspension

SCHOOL ENVIRONMENT



### Student ENROLLMENT




### TEACHER Information **5**

#### Teacher-to-Student Ratio



**1:15**  
Teacher Student

#### Teacher Tenure



10 TEACHERS ON CAMPUS

### STUDENT SUPPORTS **3**


#### SOCIAL EMOTIONAL LEARNING SUPPORTS

Counselors	✓
SEL Specialists	
Interventionists	

#### AFTER SCHOOL PROGRAMS

21st Century (ACE)	
Clayton Youth Enrichment	✓
Tutorials	✓

### Attendance PERCENTAGE **5**



### Parent and Student ENGAGEMENT OPPORTUNITIES

#### PARENT INVOLVEMENT **5**

• PTO • Reading Volunteers • Parent Development

#### STUDENT CLUBS **5**

- Gardening
- Running Club
- Beautification Club
- Lego Club
- Student Council



### Campus COMMUNICATION



SOCIAL MEDIA



TEXTS/CALLS



SKYWARD  
GRADES



NEWSLETTERS



# 2023-2024



CROWLEY INDEPENDENT SCHOOL DISTRICT

## Crowley Montessori Academy Comprehensive Accountability System



### Crowley ISD School Board

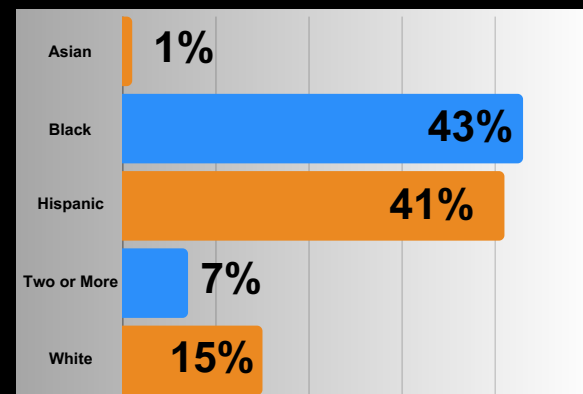
Our aspiration in Crowley ISD is to ensure that all students have access to a GREAT SCHOOL and are provided excellent educational experiences so that they achieve their full potential. When our students graduate from Crowley ISD, they will leave with more than a diploma. They will leave with choices and opportunities. We designed this School Quality Report (SQR) to highlight metrics that matter and to share with our community the areas of progress, the areas of opportunity, and the comprehensive quality of each school in Crowley ISD. This SQR is our effort to increase transparency by synthesizing the quantitative metrics with qualitative parent voices to provide a complete assessment of school quality.

“ Our first-grader started the Montessori program with CISD at 3 years old, and we couldn’t be happier with the experience, especially under the leadership of Mrs. Delgado. He is excited each and everyday and comes home telling us all about the opportunities he has to be a leader in and out of the classroom.  
**Nicole, Crowley Montessori Academy Parent** ”

“ I love that we bring such a high quality Montessori education to the public sector where all students are learning to plan, be independent and perform at high levels.  
**Lisa, Crowley Montessori Academy Teacher** ”

“ I like that you don't have to sit at desks and that you can work on rugs and work individually or with friends. I love our new school!  
**Shawn, Crowley Montessori Academy Student** ”

### CAMPUS DEMOGRAPHICS



Economically DISADVANTAGED

57%

#### RUBRIC SCALE

- 1 NEEDS ATTENTION
- 2 AVERAGE
- 3 GOOD
- 4 EXCEPTIONAL
- 5 GREAT



Visit <http://crowleyisdtx.org> for more details regarding our rubric.



# GRADED ON 2023-2024 DATA

CROWLEY INDEPENDENT SCHOOL DISTRICT

## Crowley ISD Quality Report

### Comprehensive Accountability System Rubric

Metrics that Matter to our Community

#### RUBRIC SCALE

- 1** NEEDS ATTENTION
- 2** AVERAGE
- 3** GOOD
- 4** EXCEPTIONAL
- 5** GREAT

#### FINANCE FUND BALANCE

- 1** Less than 9%
- 2** 10-14%
- 3** 14-17%
- 4** 18-19%
- 5** 20%

#### GRADUATION RATE

- 1** 89% or less
- 2** 89-90%
- 3** 90-92%
- 4** 93-94%
- 5** 95% or greater

#### DISTRICT-ASSIGNED SCHOOL QUALITY RATING

- 1** F
- 2** D
- 3** C
- 4** B
- 5** A

#### TEACHER INFORMATION

Total # of 5 plus year teachers divided by the total # of teachers to get the percentage

- 1** 10-19%
- 2** 20-38%
- 3** 39-48%
- 4** 49-59%
- 5** 60% or greater

#### College, Career and Military Readiness (CCMR)

- 1** 60-70%
- 2** 71-80%
- 3** 81-90%
- 4** 91-94%
- 5** 95% or greater

### SCHOOL ENVIRONMENT

#### POSITIVE STUDENT BEHAVIOR

##### ELEMENTARY

- 1** 85 or less
- 2** 86-89
- 3** 90-91
- 4** 92-94
- 5** 95 or greater

##### SECONDARY

- 1** 69%
- 2** 70-73%
- 3** 74-84%
- 4** 85-91%
- 5** 92% or greater

#### STUDENT SUPPORTS

##### ELEMENTARY

- 1** 1 out of 6
- 2** 2 out of 6
- 3** 3 out of 6
- 4** 4 out of 6
- 5** 5 out of 6

##### SECONDARY

- 1** 2 or less
- 3** 3 out of 6
- 5** 4 out of 5

#### ATTENDANCE PERCENTAGE

##### ELEMENTARY

- 1** 85% or less
- 2** 86-89%
- 3** 90-92%
- 4** 93-94%
- 5** 95% or greater

##### SECONDARY

- 1** 69%
- 2** 70-73%
- 3** 74-84%
- 4** 85-91%
- 5** 92% or greater

#### PARENT AND STUDENT ENGAGEMENT OPPORTUNITIES

##### Parent Involvement

- 1** 0      **5** 2 or more
- 2** 1

##### Student Clubs

- 1** 0      **5** 5 or more
- 2** 1      **3** 3-4

#### REFER TO SECONDARY RATINGS FOR DISTRICT

Visit <http://crowleyisdtx.org> for more details

